

# Saints Peter and Paul High School

## The College Process

What every senior should know.....

# Words of Wisdom

Relax...

You will get in.


70% of colleges accept an average of 70% of their applicants.



# Words of Wisdom

If you don't have a major, it's OK.

More than half of new college students say a very important reason for going to college is "to find my purpose in life."



# Choosing Your College Priorities

What is important to you?

- Location
- Academics/Majors
- Size
- Campus Appeal
- Social Life
- Housing Options
- Total Cost – Including aid



# Resources Available

- **Cappex.com** - College search made simple. Your first stop to kick-start your college and scholarship search
- **collegeboard.com** – College Search, SAT dates and Information
- **act.org** - Information about the ACT test

# Applying to Colleges

❖ **Begin to narrow your choices to 3 - 5 schools**

➤ 2-3 realistic attainable choices

➤ A “reach” school-tough to get in,  
but possible

➤ A “safety” school – a fallback –  
guaranteed acceptance

# Know Yourself

- Values
- Ambitions
- Achievements
- Academic Strengths
- Interests
- Your Standout Talents






# Resume and Activity Sheet

- All seniors need to complete a resume.
  - Extra-curricular activities
  - Leadership
  - Community and Church Activities
  - Work Experience.
  - It should be no longer than two pages.
  
- This was due last June!!!!

# The Application

- Most Colleges encourage you to use their online application.
- Make sure you print copies of everything!
- Create a file folder system to organize your application materials.
- [www.commonapp.com](http://www.commonapp.com)



# What information do college admission officers review?

- Grades / Overall GPA
- Strength of high school course selections
- Admission Test Score
- Essay
- Teacher and counselor recommendations
- Class rank
- Student's demonstrated interest
- Personal accomplishments
- Personality characteristics
- Courses in progress Junior and Senior year

# College Visitation and Interview

- It is always advisable for students and parents to visit prospective colleges.
- Call the admissions office to set up a tour and visit.

*Many Colleges have Open Houses in the Fall*

- Personal Interviews can help!
- Visiting allows you to compare schools.



# Personal Essay

- Work with your English teacher to complete this essay.
- Many colleges ask for this as a part of the admission process.
- The topic can range from your personal accomplishments to your goals in the future.
- See the Common Application for specific Topics



# Letters of Recommendation

- Two Letters of Recommendation
- One from a teacher in the area of your intended major or a teacher who knows you well
- One from your English or Math teacher
- One can be from an outside source: coach, minister, employer
- Provide your resume to the person writing your letter and the form “request for recommendation”
- Follow up with a Thank You note.

# Tips for the Online Application

- Login and passwords
- Correct email addresses for teachers.
- Proof read your essay.
- School Code **210496**
- Print copy before submitting
- Have your SAT/ACT scores sent directly to your schools



# Other Options

- **Common Application:**
  - This can be used for multiple schools
- Print off the **Teacher Recommendation Form** and the **School Counselor Form**, this is also known as the **Secondary School Report**. These forms need to be given to the appropriate person for completion.
- **Applying On-Line**
  - Make extra copies
  - Submit one copy to the Director of Guidance

# Student Athlete

- NCAA Eligibility Forms
- File for eligibility in the spring of junior year or fall of senior year.
- You will need a SAT score of better than 900 to initially qualify for Division I or II
- File online at [www.ncaaclearinghouse.net](http://www.ncaaclearinghouse.net)
- All SAT and ACT test scores must be sent from the testing agency directly to the NCAA Eligibility Center.
- <https://web1.ncaa.org/eligibilitycenter/common/>



# Financial Aid Opportunities

- Federal Programs
  - FAFSFA Demo site <http://fafsademo.test.edu.gov>
  - Obtain a PIN number now [www.pin.ed.gov](http://www.pin.ed.gov)
  - Can not file for aid until January 1st
- State Program
- Local Scholarships
- Nationwide Scholarships
- Academic Scholarships
  
- Financial Aid Night: Tuesday, November 15<sup>th</sup> 6:30

# Guidance News on Edline

- Check folder marked Guidance News
  - Transcript Release Forms
  - Request for Letters of Recommendation
  - Scholarships
  - College Visits Schedule
- [www.edline.com](http://www.edline.com)

# Application Procedures



Complete the Application.

- Obtain two letters of recommendation.
  - Be sure to write a thank you note
- Personal Essay and/or letter of introduction.
- Fill out Transcript Release Form.
- Application Fees: Attach Check, Fee Waiver, or MD Distinguished Scholar Letter to application.
- Request College Board to send SAT scores.
- Submit all material to Mrs. McQuaid.




# The Next Step

- The Director of Guidance will review the applications.
- Incomplete applications will be returned to the student.
- Official Transcripts and Grade Reports will be mailed with the applications.
- All applications will be mailed from Saints Peter and Paul High School.
- Applications should be submitted *two weeks* before the actual due date.

# 10 Tips for Parents

1. Help your student understand the college search process
2. Be realistic and non-judgmental
3. Be in the "back seat" - and not the driver - of the college search process
4. Be open to dialogue and responsive to questions
5. Be aware of deadlines and fees due
6. Know that things have changed since your college days
7. Don't overemphasize your own alma maters
8. Don't compare your student with others
9. Don't dwell on disappointments, like a rejection letter
10. Celebrate successes!

# Final Tips for Students



- Be organized
- Meet deadlines
- All Applications need to be submitted by Dec. 1st
- Don't stress